

1

2

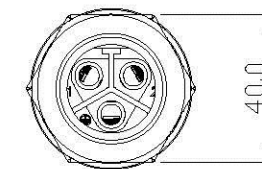
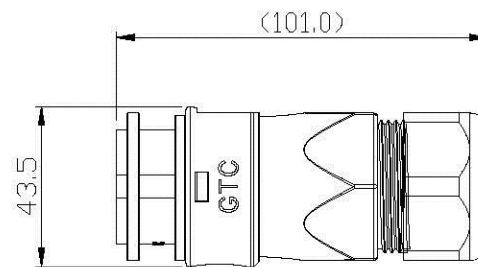
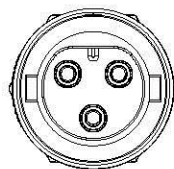
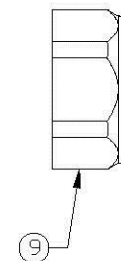
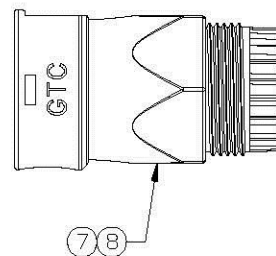
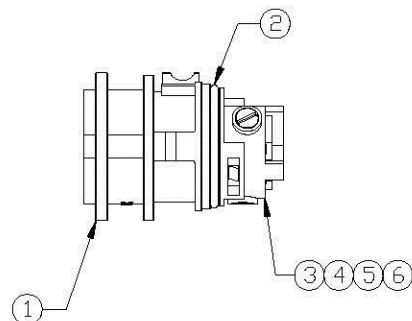
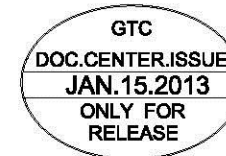
3

4

Notes: (Unless Otherwise Specified)

- 1. Waterproof Rate: IP67.
- 2. Suitable Cable  $\varnothing$ D=21mm To 24mm
- 3. Recommend Gland Nut Torque: 15~20 Kgf-cm.
- 4. RoHS Compliant.

REV	ECN#	DESCRIPTION OF REVISION	DRAW BY DATE	CHECK BY DATE	APPROVE BY DATE
A0	ECN-130105	Mass Production	Lucas 01/10/13	Ray 01/10/13	Ray 01/10/13



9	Gland Nut	Thermoplastic Color: Black	1
8	Gland	NBR Color: Black	1
7	Cover	Thermoplastic Color: Black	1
6	Machine Screw	SS5C Finish: Ni Plated	3
5	Fixed lid Female 3P	Thermoplastic Color: Black	1
4	Terminal	Copper Alloy Finish: Sn Plated	3
3	Contacts	Copper Alloy Finish: Ni Plated	3
2	O-ring	Silicone Color: Red	1
1	Housing	Thermoplastic Color: Black	1
Item	Part Name	Material / Finish	Qty

TITLE						DRAWING NUMBER			REV.		
Power M35 41A 3P Field Installable Cable End Female Screw-in Push Lock						GT1E1410-42032			A0		
	B	1:1	Lucas 06/14/12	Ray 06/14/12	Ray 06/14/12	X.X X.XX	± 0.5 ± 0.2	X.XXX ANGLES	± 0.05 ± 1°	mm	1/1
THIRD ANGLE PROJECTION	SIZE	SCALE	DRAW / DATE	CHECK / DATE	APPROVE / DATE	TOLERANCES		UNIT	SHEET		

**Allconnectors**  
 www.allconnectors.de info@allconnectors.de  
 51155 Krefeld, Postfach 1000024 47079 Krefeld, Postfach 1000024  
 70794 Filderstadt - Germany Krefelderstr. 25

THE INFORMATION CONTAINED HEREIN IS THE PROPRIETARY PROPERTY OF GT CONTACT CO., LTD. THE POSSESSOR AGREES TO THE FOLLOWING:  
 (1) TO MAINTAIN THIS DOCUMENT IN CONFIDENCE  
 (2) NOT TO REPRODUCE OR COPY IT  
 (3) NOT TO REVEAL OR PUBLISH IT IN WHOLE OR PART  
 (4) ALL RIGHTS RESERVED

1

2

3

4